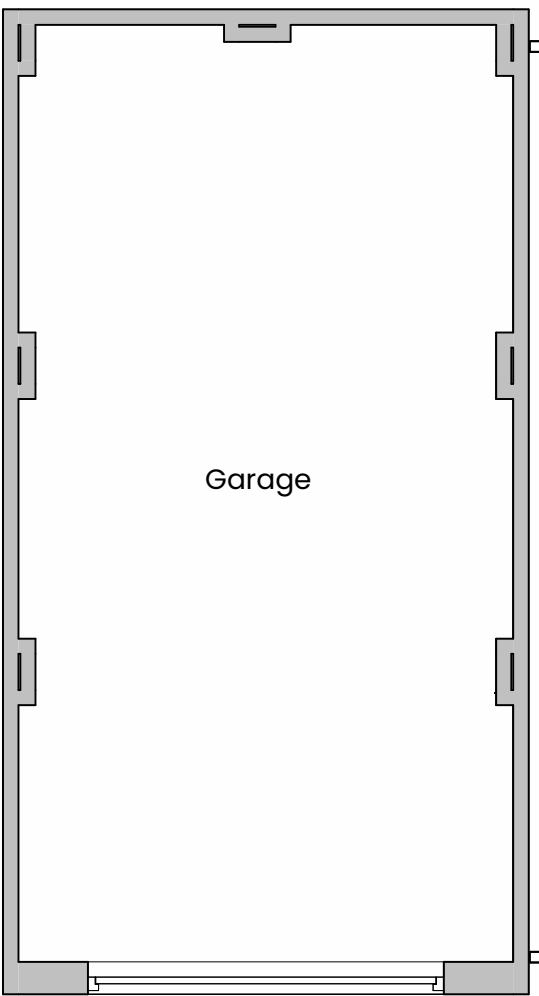




FRONT ELEVATION



SIDE ELEVATION



GROUND FLOOR PLAN



REAR ELEVATION



SIDE ELEVATION

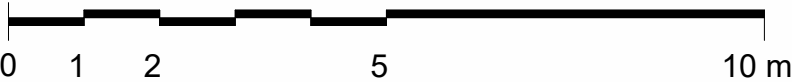
MATERIALS LEGEND

1. Roof Finish - Concrete Roof Tile - Grey
2. Main Brickwork - Red Brick Type 1/ Red Brick Type 2/ Buff Brick
3. Render - Ivory/Chalk White
4. Render Surround - Ivory/Chalk White or Iron Grey
5. Brick Detail - Red Brick Type 1/ Red Brick Type 2/ Buff Brick
6. Canopy - GRP Flat Roof
7. Window & Door Frame - White
8. Rainwater Goods - UPVC - Black
9. Entrance Door - Black

*Please refer to R9112-RLA-23-XX-DR-A-2202 Proposed Materials Plan for plot specific materials.

PLOTS:

As: 30, 31, 34, 49, 51, 61, 88




This line should measure 60mm when printed correctly

This drawing is the copyright of Roberts Limbrick Ltd and should not be reproduced in whole or in part or used in any manner whatsoever without their written permission.

Permission is granted to scale from this drawing for the purposes of Local Planning Authority approval only. For all other purposes do not scale from this drawing.

Responsibility is not accepted for errors made by others in scaling from this drawing. Use only figured dimensions and report any discrepancies or omissions to the Architect immediately.

Rev	Date	By	Chk	Description
C01	31.01.2024	JH	RHC	First issue.



Roberts Limbrick

03333 405 500
mail@robertslimbrick.com
robertslimbrick.com

Registered Office: England No. 06658029

Project Name

RESIDENTIAL DEVELOPMENT
LAND NORTH of ROUNDS
GARDENS, RUGBY

Client Name

ST. MODWEN HOMES

Drawing Title

Single Garage
Plans & Elevations

Scale

1 : 50 • A2

Project No.

10689

Status

A3

Purpose Of Issue

ISSUED FOR PLANNING

Project	Org	Year	Level	Form	Role
R9112 • RLA •	23 •	XX •	DR •	A	

Number

3240

Revision

C01