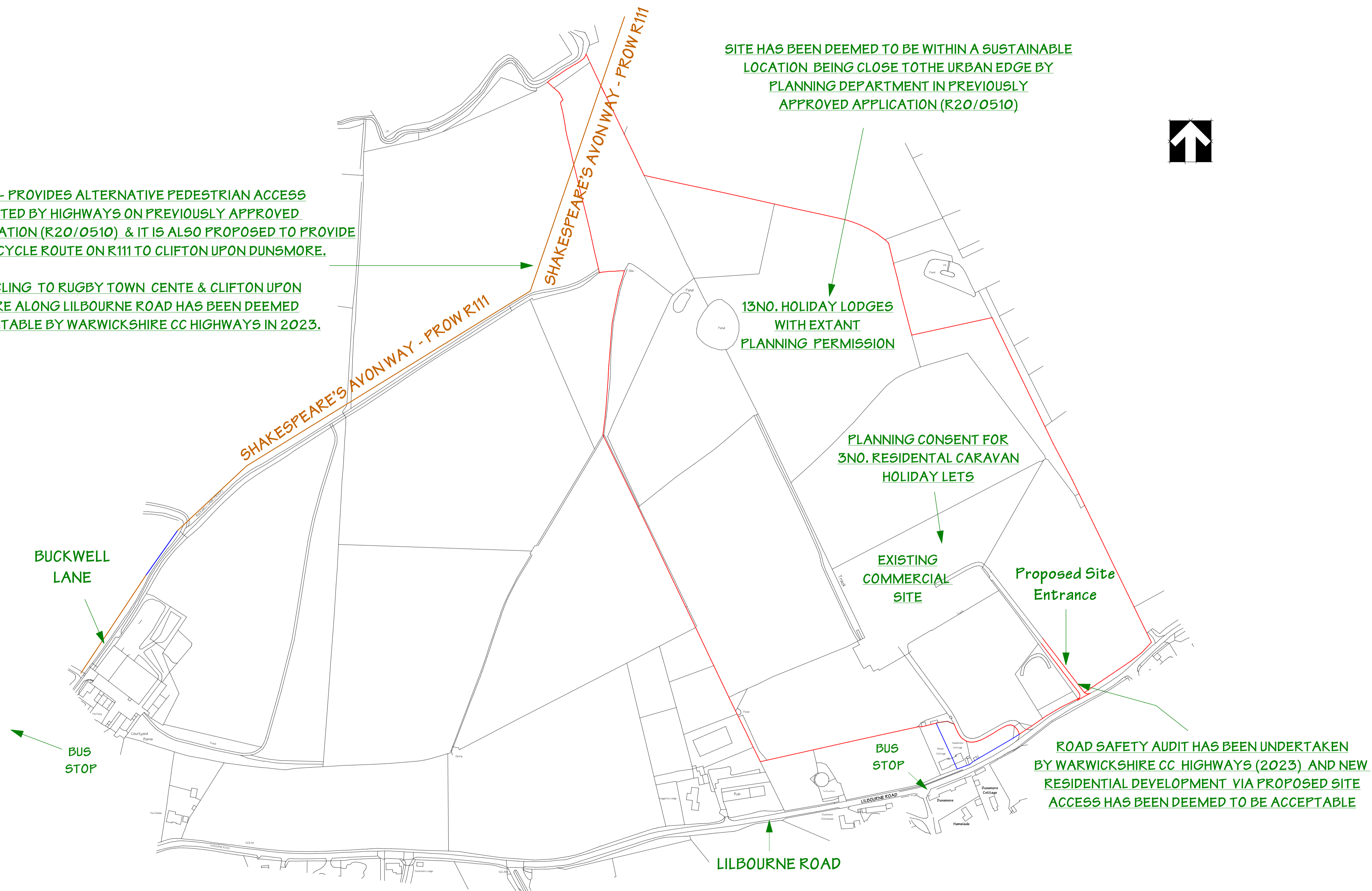
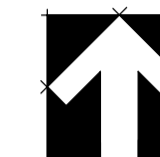


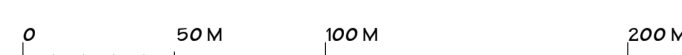
PROW R111 - PROVIDES ALTERNATIVE PEDESTRIAN ACCESS AS ACCEPTED BY HIGHWAYS ON PREVIOUSLY APPROVED PLANNING APPLICATION (R20/0510) & IT IS ALSO PROPOSED TO PROVIDE SECONDARY CYCLE ROUTE ON R111 TO CLIFTON UPON DUNSMORE.

NOTE: CYCLING TO RUGBY TOWN CENTRE & CLIFTON UPON DUNSMORE ALONG LILBOURNE ROAD HAS BEEN DEEMED TO BE ACCEPTABLE BY WARWICKSHIRE CC HIGHWAYS IN 2023.

SITE HAS BEEN DEEMED TO BE WITHIN A SUSTAINABLE LOCATION BEING CLOSE TO THE URBAN EDGE BY PLANNING DEPARTMENT IN PREVIOUSLY APPROVED APPLICATION (R20/0510)



1:2500



Revisions =

Notes To Contractors =

1. Use figured dimensions only.
2. All dimensions are to be checked on site & BAS Ltd to be informed of any discrepancies before construction commences.
3. Reproduction, distribution, dissemination & adaptation of this drawing is strictly prohibited unless prior written authorisation is obtained from BAS Ltd.
4. Areas are approximate subject to detailed design and agreed buildings tolerances.
5. Structural Design tbd in detail with engineer.

Project ■ SAXON FIELDS, LILBOURNE ROAD, RUGBY, WARWICKSHIRE, CV23 0BB

Client ■ MR. P. BROTHERTON

Drawing ■ SITE OVERVIEW PLAN

Status ■ LOCAL PLAN CALLS FOR SITE

Scale ■ 1:2500 (A1)

Drawn ■ 24 0124 Revised ■

Drawing ■ 0FLP/02 Revision ■



The Coach House ■ Merritens Drive ■ Rugby ■ CV22 7AE
Tel: 01788 569 465 ■

designstudio@biltondesign.co.uk ■ www.biltonas.co.uk
© Bilton Architectural Services Ltd 2013